

Zion



 **ROADTREK**
Your destination awaits

Zion



Spacious front dining area comfortably seats two.



An abundance of storage throughout the coach for all your travel needs. (Shown with optional forward facing sofa.)



Rear lounge area offers a great place to relax, work or dine.



Rear lounge area easily transforms into a sleeping area with a comfortable king size bed.



Kitchen galley includes a 5.0 cu.ft refrigerator, microwave oven, two burner propane stove, stainless steel sink and flip up counter extension.

Styling Options


Autumn Cherry





Sterling Pearl




OR



Magnolia Cream



Exterior Paint Options



Floor Plans



Interior floor plan daytime.



Alternative interior floor plan daytime.



*Interior floor plan evening.
(Shown with optional front folding mattress.)*



*Alternate interior floor plan evening.
(Shown with optional front folding mattress.)*

Specifications

Base model	Ram ProMaster 3500 extended van
Travel capacity	Five
Sleeping capacity	Three (with optional folding mattress)
Dining	Front and rear
Engine	3.6L gas, V6, 24 Valve
Batteries	400 AMP Lithium battery system
Exterior length	20' 9" (6,325 mm)
Exterior width (without mirrors)	6' 11" (2,108 mm)
Interior aisle width	29" (737 mm)
Exterior height (with roof AC)	9' 5" (2,870 mm)
Interior standing height	6' 2" (1,905 mm)
Wheelbase	159" (4,039 mm)
Gross vehicle weight rating	9,350 lbs. (4,241 kg)
Occupant & cargo carrying capacity	1,660 lbs (755 kg)

Gross combined weight rating	11,500 lbs. (5,227 kg)
Towing – tow weight	3,500 lbs. (1,587 kg)
Towing – tongue weight	300 lbs. (136 kg)
Fuel type	Gasoline
Fuel capacity	90.8 L/24 U.S. gal.
Fresh water capacity	140 L/37 U.S. gal.
Black water capacity	32.1 L/8.5 U.S. gal.
Gray water capacity	53 L/14 U.S. gal.
Rear king sleeping maximum	74" x 76" (1,880 mm x 1,930 mm) (width x length)
Rear twin bed sleeping	25" x 78" (635 mm x 1,980 mm) (width x length)
Front single bed sleeping (optional)	33" x 70" (838 mm x 1,778 mm) (width x length)

Zion

Coach Features

	Standard	Optional
Air conditioner – 110V, 11,000 BTU roof mount	X	
Awning – 13' power awning	X	
Bathroom – permanently enclosed with toilet, sink & shower	X	
Batteries – 400 AMP Lithium battery system	X	
Connection – external – 110V / 30 AMP with detachable power cord	X	
Detectors – smoke, propane & CO	X	
Firefly coach control & monitoring system	X	
Furnace – propane automatic 16,000 BTU	X	
Generator – under-hood 280 AMP, 12 V	X	
Microwave oven – 110V, 20 L/0.7 cu. ft., 700W	X	
Outdoor shower	X	
Power inverter – 12/110V, 3,000W	X	
Propane tank – 22 L/5.9 U.S. gal.	X	
Rear power sofa – forward facing, converts to twins/king bed		X
Rear power sofa – opposing sofas	X	
Refrigerator – 12V, 5.0 cu. ft.	X	
Screens – heavy duty magnetic for rear and sliding doors	X	
Sewage disposal system – 12V macerator sewage pump	X	
Sleeping – front of cab with folding mattress		X
Solar – 330 watts	X	
Stove – 110V flush mounted, one burner inductive cooktop		X
Stove – propane; two burner recessed with flush cover & built-in igniter	X	
TV – 24" Smart TV on rotating bracket	X	
Water heater – tankless LP	X	

Now optional



Chassis Features*

	Standard	Optional
Airbags – driver & passenger	X	
Alternator – 220 AMP	X	
Axle – rear 3.86 ratio	X	
Battery – 95 A (800 AMP-CCA)	X	
Brakes – anti-lock (ABS) four wheel disc	X	
Camera – rearview backup	X	
Climate control	X	
Cruise control	X	
Door step – power side and driver entry	X	
Engine – 3.6L gas V6, 24 valve	X	
Mirrors – power folding, heated side mirrors	X	
Parking – park sense & rear park assist system	X	
Power – 209 kW/280 HP	X	
Radio – Uconnect 3 with Navigation and 5" touch screen, Bluetooth, AM/FM/SiriusXM/USB/aux, Voice command and steering wheel controls	X	
Receiver – Class III with wiring for trailer lights	X	
Stability program – wind/sway assist, drift compensation, engine drag control, rollover mitigation, electronic stability & hillstart assist	X	
Sumo Springs (rear only)		X
Telescopic steering	X	
Tire inflation kit	X	
Tires – LT225/75R16E black wall	X	
Thule accessory pack (bike rack, roof racks & ladder)		X
Torque – 352 Nm/260 lb-ft. @ 6,400 RPM	X	
Transmission – automatic, 6 speed 62 TE	X	
Wheels – 16" aluminum polished	X	
Windows – power front doors	X	

*Chassis features may vary depending on availability. Please contact your nearest Roadtrek dealer for complete details.

Motorhome Warranty

Two (2) year comprehensive, no mileage limit warranty.

Please contact your nearest Roadtrek dealer for complete coverage details.

Chassis Warranty

5-year/60,000-mile or 100,000-kilometer Gas Powertrain Limited Warranty covering the cost of repairs on all covered powertrain components – engine, transmission and drive system for most new Ram vehicles. 3-year/36,000-mile or 60,000-kilometer Limited Warranty, provides bumper-to-bumper coverage of your vehicle, from the body to the electrical system. Refer to chassis manufacturers' website for details.

Roadtrek reserves the right to make changes at any time, without notice, in colors, materials, equipment, specifications and models. This information is intended as a guide only; please visit www.roadtrek.com for a complete list of specifications and options. Some motorhomes may be shown with equipment that is optional. Accessories shown in the photography are not included.



20 Tyler Street, Cambridge, ON Canada N1T 0E4

519-745-1160

888-ROADTREK (762-3873)

www.roadtrek.com

